



LUXURY

ENGINEERED PLANKS & TILES
with Waterproof Stone Core Technology

LUXWOOD



CHATEAU

ECOLUX PLUS

V-LUX

TIMBERLUX



2020 CATALOG

WWW.SPAINCERAMICTILES.COM

LUXURY ENGINEERED PLANKS & TILES

- **Luxury Engineered Planks & Tiles** are 100% waterproof stone core floor that is extremely dent resistant. It looks and feels like real hardwood & Stone.
- **Luxury Engineered Planks & Tiles** can be installed in virtually any room in the home or business including kitchens, full bathrooms and basements.
- **Luxury Engineered Planks & Tiles** are quick and easy to install! It features a Unilin® Click locking Installation method that can be installed immediately with no acclimation waiting time needed.
- **Luxury Engineered Planks & Tiles** - No tear out required! They are extra rigid and can be installed directly over most existing subfloors with no subfloor telegraphing concerns (*See installation details for further information regarding your application*).
- **Luxury Engineered Planks & Tiles** do not require glue, nails or underlayment for installation. To cut the product, simply score it with a utility knife and snap it, or use a miter saw.
- **Luxury Engineered Planks & Tiles** has an anti-microbial coating on top and a pre-attached rubber underlayment for a quieter warmer floor.
- **Luxury Engineered Planks & Tiles** is Floorscore® Certified and Formaldehyde Free (meets California Air Resource Board requirements).

Available Stocked Coordinating Trims



Square Nose
Stairtread



White Quarter
Round



End cap



T-Molding

WWW.SPAINCERAMICTILES.COM

COMPARISON CHART

TECHNICAL SPECIFICATIONS:	LUXWOOD	CHATEAU	EcoLux Plus	V-LUX	TIMBERLUX
Size	7.25" x 48"	7.25" x 48"	7.25" x 48"	12" x 24"	9" x 60"
Limited Lifetime Residential Warranty	✓	✓	✓	✓	✓
Commercial Warranty	15 YR	10 YR	5 YR	10 YR	10 YR
Wear Layer	Ceramic Bead 20 Mil	Ceramic Bead 12 Mil	Ceramic Bead 12 Mil	Ceramic Bead 12 Mil	Ceramic Bead 12 Mil
Stone Core	70%	70%	70%	50%	50%
Packaging	10 PC/24.14 SF per box	10 PC/24.14 SF per box	12 PC/28.97 SF per box	12 PC/24.00 SF per box	8 PC/29.92 SF per box
Thickness	6.5 MM 5.0 MM Core + 1.5MM Eva Pad	5 MM 4.0MM Core + 1MM Eva Pad	4.5 MM 3.5MM Core + 1MM IXPE Pad	5 MM 4.0MM Core + 1MM IXPE Pad	5 MM 4.0MM Core + 1MM IXPE Pad
TEST DATA:					
ASTM-E90-09 Airborne Sound Conduction	STC 63 db	STC 55 db	See Website for Details.	STC 53 db	STC 53 db
ASTM-E492-09 Impact Sound Conduction	IIC 65 db/ ΔICC 21	IIC 55 db/ ΔICC 22	See website for details.	IIC 54 db/ ΔICC 20	IIC 55 db/ ΔICC 21
ANSI A137.1 Dynamic Coefficient of Friction Test	0.52 DCOF	0.52 DCOF	0.52 DCOF	See Website for Details.	See Website for Details.
ASTM-F970-00 Static Load	1500 PSI (0.008 of inch)	1500 PSI (0.008 of inch)	1500 PSI (0.008 of inch)	See Website for Details.	See Website for Details.
ASTM F 1515 Color Resistance to Light	Meets <8.0 Δ E Requirement	Meets <8.0 Δ E Requirement	Meets <8.0 Δ E Requirement	See Website for Details.	See Website for Details.
ASTM F 1514 Color Resistance to Heat	Meets <8.0 Δ E Requirement	Meets <8.0 Δ E Requirement	Meets <8.0 Δ E Requirement	See Website for Details.	See Website for Details.

ACACIA SUNRISE

LUXWOOD

ALSO AVAILABLE IN
CHATEAU



COLOR: Acacia Sunrise
SIZE: 7.25" x 48"
EDGE: 4-Sided Painted V-Groove
WEAR LAYER: Ceramic Bead 20 Mil
PACKAGING: 10 PC / 24.14 SF per box
THICKNESS: 6.5 MM: 5.0 MM Core + 1.5 MM Eva Pad



ANTIQUE CHESTNUT

LUXWOOD



COLOR: Antique Chestnut
SIZE: 7.25" x 48"
EDGE: 4-Sided Micro V-Bevel
WEAR LAYER: Ceramic Bead 20 Mil
PACKAGING: 10 PC / 24.14 SF per box
THICKNESS: 6.5 MM: 5.0 MM Core + 1.5 MM Eva Pad





COLOR: Barn Wood
SIZE: 7.25" x 48"
EDGE: 4-Sided Painted V-Groove
WEAR LAYER: Ceramic Bead 20 Mil
PACKAGING: 10 PC / 24.14 SF per box
THICKNESS: 6.5 MM: 5.0 MM Core + 1.5 MM Eva Pad





COLOR: Cape Sand
SIZE: 7.25" x 48"
EDGE: 4-Sided Painted V-Groove
WEAR LAYER: Ceramic Bead 20 Mil
PACKAGING: 10 PC / 24.14 SF per box
THICKNESS: 6.5 MM: 5.0 MM Core + 1.5 MM Eva Pad





COLOR: Cedar
SIZE: 7.25" x 48"
EDGE: 4-Sided Painted V-Groove
WEAR LAYER: Ceramic Bead 20 Mil
PACKAGING: 10 PC / 24.14 SF per box
THICKNESS: 6.5 MM: 5.0 MM Core + 1.5 MM Eva Pad



COOL WHITE

LUXWOOD

ALSO AVAILABLE IN
CHATEAU

ALSO AVAILABLE IN
EcoLUX PLUS



COLOR: Cool White
SIZE: 7.25" x 48"
EDGE: 4-Sided Micro V-Bevel
WEAR LAYER: Ceramic Bead 20 Mil
PACKAGING: 10 PC / 24.14 SF per box
THICKNESS: 6.5 MM: 5.0 MM Core + 1.5 MM Eva Pad



DRIFTWOOD GREY

LUXWOOD

ALSO AVAILABLE IN
CHATEAU

ALSO AVAILABLE IN
EcoLUX PLUS



COLOR: Driftwood Grey
SIZE: 7.25" x 48"
EDGE: 4-Sided Painted V-Groove
WEAR LAYER: Ceramic Bead 20 Mil
PACKAGING: 10 PC / 24.14 SF per box
THICKNESS: 6.5 MM: 5.0 MM Core + 1.5 MM Eva Pad



FADED SEASHORE

LUXWOOD

ALSO AVAILABLE IN
CHATEAU

ALSO AVAILABLE IN
EcoLUX PLUS



COLOR: Faded Seashore
SIZE: 7.25" x 48"
EDGE: 4-Sided Painted V-Groove
WEAR LAYER: Ceramic Bead 20 Mil
PACKAGING: 10 PC / 24.14 SF per box
THICKNESS: 6.5 MM: 5.0 MM Core + 1.5 MM Eva Pad





COLOR: Heart Pine
SIZE: 7.25" x 48"
EDGE: 4-Sided Painted V-Groove
WEAR LAYER: Ceramic Bead 20 Mil
PACKAGING: 10 PC / 24.14 SF per box
THICKNESS: 6.5 MM: 5.0 MM Core + 1.5 MM Eva Pad



HICKORY NUT

LUXWOOD



COLOR: Hickory Nut
SIZE: 7.25" x 48"
EDGE: 4-Sided Painted V-Groove
WEAR LAYER: Ceramic Bead 20 Mil
PACKAGING: 10 PC / 24.14 SF per box
THICKNESS: 6.5 MM: 5.0 MM Core + 1.5 MM Eva Pad



HONEY CHESTNUT

LUXWOOD



COLOR: Honey Chestnut
SIZE: 7.25" x 48"
EDGE: 4-Sided Painted V-Groove
WEAR LAYER: Ceramic Bead 20 Mil
PACKAGING: 10 PC / 24.14 SF per box
THICKNESS: 6.5 MM: 5.0 MM Core + 1.5 MM Eva Pad





COLOR: Honey Oak
SIZE: 7.25" x 48"
EDGE: 4-Sided Painted V-Groove
WEAR LAYER: Ceramic Bead 20 Mil
PACKAGING: 10 PC / 24.14 SF per box
THICKNESS: 6.5 MM: 5.0 MM Core + 1.5 MM Eva Pad



HUNTER BROWN

LUXWOOD



COLOR: Hunter Brown
SIZE: 7.25" x 48"
EDGE: 4-Sided Micro V-Bevel
WEAR LAYER: Ceramic Bead 20 Mil
PACKAGING: 10 PC / 24.14 SF per box
THICKNESS: 6.5 MM: 5.0 MM Core + 1.5 MM Eva Pad



ALSO AVAILABLE IN
CHATEAU



COLOR: Maple
SIZE: 7.25" x 48"
EDGE: 4-Sided Painted V-Groove
WEAR LAYER: Ceramic Bead 20 Mil
PACKAGING: 10 PC / 24.14 SF per box
THICKNESS: 6.5 MM: 5.0 MM Core + 1.5 MM Eva Pad





COLOR: Mist
SIZE: 7.25" x 48"
EDGE: 4-Sided Painted V-Groove
WEAR LAYER: Ceramic Bead 20 Mil
PACKAGING: 10 PC / 24.14 SF per box
THICKNESS: 6.5 MM: 5.0 MM Core + 1.5 MM Eva Pad





COLOR: Rustic Loft
SIZE: 7.25" x 48"
EDGE: 4-Sided Painted V-Groove
WEAR LAYER: Ceramic Bead 20 Mil
PACKAGING: 10 PC / 24.14 SF per box
THICKNESS: 6.5 MM: 5.0 MM Core + 1.5 MM Eva Pad



RUSTIC TIMBER

LUXWOOD



COLOR: Rustic Timber
SIZE: 7.25" x 48"
EDGE: 4-Sided Painted V-Groove
WEAR LAYER: Ceramic Bead 20 Mil
PACKAGING: 10 PC / 24.14 SF per box
THICKNESS: 6.5 MM: 5.0 MM Core + 1.5 MM Eva Pad



SAND DUNE

LUXWOOD



COLOR: Sand Dune
SIZE: 7.25" x 48"
EDGE: 4-Sided Painted V-Groove
WEAR LAYER: Ceramic Bead 20 Mil
PACKAGING: 10 PC / 24.14 SF per box
THICKNESS: 6.5 MM: 5.0 MM Core + 1.5 MM Eva Pad





COLOR: Sanibel Shell
SIZE: 7.25" x 48"
EDGE: 4-Sided Painted V-Groove
WEAR LAYER: Ceramic Bead 20 Mil
PACKAGING: 10 PC / 24.14 SF per box
THICKNESS: 6.5 MM: 5.0 MM Core + 1.5 MM Eva Pad





COLOR: Silver Birch
SIZE: 7.25" x 48"
EDGE: 4-Sided Micro V-Bevel
WEAR LAYER: Ceramic Bead 20 Mil
PACKAGING: 10 PC / 24.14 SF per box
THICKNESS: 6.5 MM: 5.0 MM Core + 1.5 MM Eva Pad





COLOR: Urban Loft
SIZE: 7.25" x 48"
EDGE: 4-Sided Painted V-Groove
WEAR LAYER: Ceramic Bead 20 Mil
PACKAGING: 10 PC / 24.14 SF per box
THICKNESS: 6.5 MM: 5.0 MM Core + 1.5 MM Eva Pad





COLOR: Walnut Espresso
SIZE: 7.25" x 48"
EDGE: 4-Sided Painted V-Groove
WEAR LAYER: Ceramic Bead 20 Mil
PACKAGING: 10 PC / 24.14 SF per box
THICKNESS: 6.5 MM: 5.0 MM Core + 1.5 MM Eva Pad



ALSO AVAILABLE IN
CHATEAU



COLOR: Warm Elm
SIZE: 7.25" x 48"
EDGE: 4-Sided Painted V-Groove
WEAR LAYER: Ceramic Bead 20 Mil
PACKAGING: 10 PC / 24.14 SF per box
THICKNESS: 6.5 MM: 5.0 MM Core + 1.5 MM Eva Pad



WEATHERED OAK

LUXWOOD

ALSO AVAILABLE IN
CHATEAU



COLOR: Weathered Oak
SIZE: 7.25" x 48"
EDGE: 4-Sided Micro V-Bevel
WEAR LAYER: Ceramic Bead 20 Mil
PACKAGING: 10 PC / 24.14 SF per box
THICKNESS: 6.5 MM: 5.0 MM Core + 1.5 MM Eva Pad



WHISKEY BARREL

LUXWOOD



COLOR: Whiskey Barrel
SIZE: 7.25" x 48"
EDGE: 4-Sided Micro V-Bevel
WEAR LAYER: Ceramic Bead 20 Mil
PACKAGING: 10 PC / 24.14 SF per box
THICKNESS: 6.5 MM: 5.0 MM Core + 1.5 MM Eva Pad



WINTER GREY

LUXWOOD

ALSO AVAILABLE IN
CHATEAU

TESORO™
Quality Products for Life




COLOR: Winter Grey
SIZE: 7.25" x 48"
EDGE: 4-Sided Painted V-Groove
WEAR LAYER: Ceramic Bead 20 Mil
PACKAGING: 10 PC / 24.14 SF per box
THICKNESS: 6.5 MM: 5.0 MM Core + 1.5 MM Eva Pad





COLOR: Beachwood
SIZE: 9" x 60"
EDGE: 4-Sided Painted V-Groove
WEAR LAYER: Ceramic Bead 12 Mil
PACKAGING: 8 PC / 29.92 SF per box
THICKNESS: 5 MM: 4.0 MM Core + 1.0 MM IXPE Pad





COLOR: Golden Oak
SIZE: 9" x 60"
EDGE: 4-Sided Painted V-Groove
WEAR LAYER: Ceramic Bead 12 Mil
PACKAGING: 8 PC / 29.92 SF per box
THICKNESS: 5 MM: 4.0 MM Core + 1.0 MM IXPE Pad





COLOR: Mochawood
SIZE: 9" x 60"
EDGE: 4-Sided Painted V-Groove
WEAR LAYER: Ceramic Bead 12 Mil
PACKAGING: 8 PC / 29.92 SF per box
THICKNESS: 5 MM: 4.0 MM Core + 1.0 MM IXPE Pad





COLOR: Sandalwood
SIZE: 9" x 60"
EDGE: 4-Sided Painted V-Groove
WEAR LAYER: Ceramic Bead 12 Mil
PACKAGING: 8 PC / 29.92 SF per box
THICKNESS: 5 MM: 4.0 MM Core + 1.0 MM IXPE Pad





COLOR: Silver Oak
SIZE: 9" x 60"
EDGE: 4-Sided Painted V-Groove
WEAR LAYER: Ceramic Bead 12 Mil
PACKAGING: 8 PC / 29.92 SF per box
THICKNESS: 5 MM: 4.0 MM Core + 1.0 MM IXPE Pad





COLOR: Carrara
SIZE: 12" x 24"
EDGE: 4-Sided Painted V-Groove
WEAR LAYER: Ceramic Bead 12 Mil
PACKAGING: 12 PC / 24.00 SF per box
THICKNESS: 5 MM: 4.0 MM Core + 1.0 MM IXPE Pad





COLOR: Marfil
SIZE: 12" x 24"
EDGE: 4-Sided Painted V-Groove
WEAR LAYER: Ceramic Bead 12 Mil
PACKAGING: 12 PC / 24.00 SF per box
THICKNESS: 5 MM: 4.0 MM Core + 1.0 MM IXPE Pad





COLOR: Statuario
SIZE: 12" x 24"
EDGE: 4-Sided Painted V-Groove
WEAR LAYER: Ceramic Bead 12 Mil
PACKAGING: 12 PC / 24.00 SF per box
THICKNESS: 5 MM: 4.0 MM Core + 1.0 MM IXPE Pad



VEIN-CUT BEIGE

V-Lux



COLOR: Vein-Cut Beige
SIZE: 12" x 24"
EDGE: 4-Sided Painted V-Groove
WEAR LAYER: Ceramic Bead 12 Mil
PACKAGING: 12 PC / 24.00 SF per box
THICKNESS: 5 MM: 4.0 MM Core + 1.0 MM IXPE Pad



VEIN-CUT GREY

V-Lux



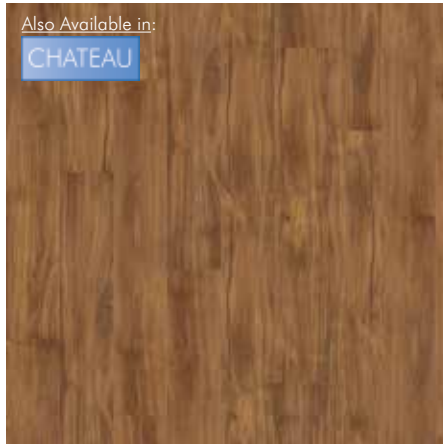
COLOR: Vein-Cut Grey
SIZE: 12" x 24"
EDGE: 4-Sided Painted V-Groove
WEAR LAYER: Ceramic Bead 12 Mil
PACKAGING: 12 PC / 24.00 SF per box
THICKNESS: 5 MM: 4.0 MM Core + 1.0 MM IXPE Pad



LUXURY ENGINEERED PLANKS & TILES

Also Available in:

CHATEAU



LUXWOOD Acacia Sunrise



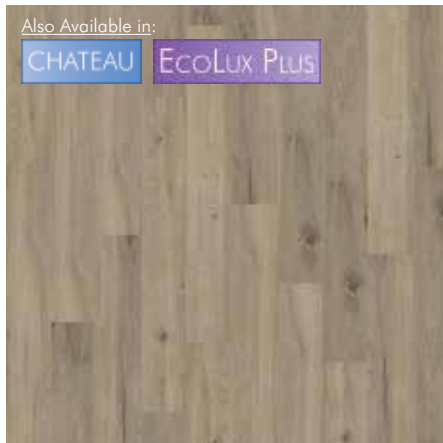
LUXWOOD Antique Chestnut



LUXWOOD Barn Wood

Also Available in:

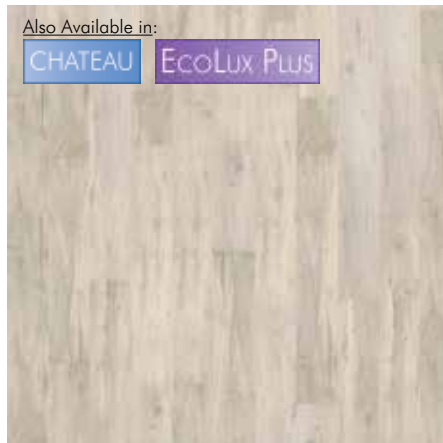
CHATEAU EcoLux Plus



LUXWOOD Driftwood Grey

Also Available in:

CHATEAU EcoLux Plus



LUXWOOD Faded Seashore



LUXWOOD Heart Pine



LUXWOOD Hunter Brown

Also Available in:

CHATEAU



LUXWOOD Maple



LUXWOOD Mist



LUXWOOD Cape Sand



LUXWOOD Cedar



Also Available in:

CHATEAU

EcoLux Plus

LUXWOOD Cool White



LUXWOOD Hickory Nut



LUXWOOD Honey Chestnut



LUXWOOD Honey Oak



LUXWOOD Rustic Loft



LUXWOOD Rustic Timber



LUXWOOD Sand Dune

LUXURY ENGINEERED PLANKS & TILES



LUXWOOD Sanibel Shell



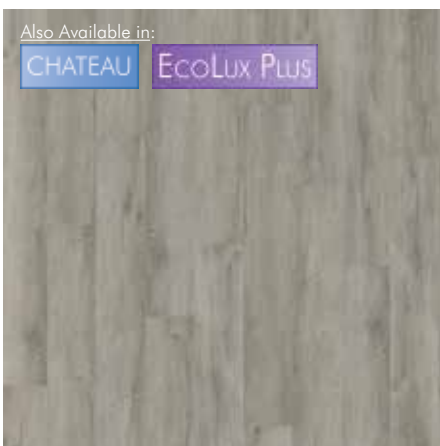
LUXWOOD Silver Birch



LUXWOOD Urban Loft



LUXWOOD Whiskey Barrel




LUXWOOD Winter Grey



TIMBERLUX Beachwood



TIMBERLUX Silver Oak



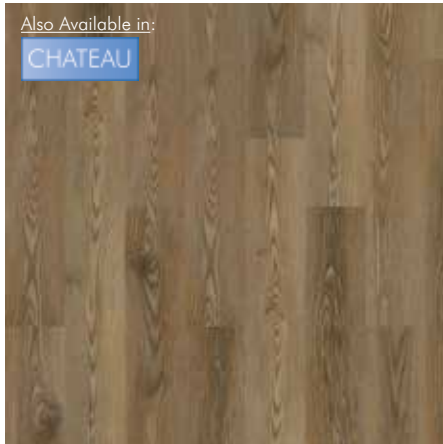
V-LUX Carrara



V-LUX Marfil



LUXWOOD Walnut Espresso



Also Available in:

CHATEAU

LUXWOOD Warm Elm



Also Available in:

CHATEAU

LUXWOOD Weathered Oak



TIMBERLUX Golden Oak



TIMBERLUX Mochawood



TIMBERLUX Sandalwood



V-Lux Statuario



V-Lux Vein-Cut Beige



V-Lux Vein-Cut Grey



**YOUR HOME IS A TREASURE.
TILE ACCORDINGLY.**

SC Tile prides itself on being an industry leader and setting the standards for excellence. As we state to our customers, "We are your quality supplier; not your competition." Consistently delivering superior quality products and services is IWT's mission; integrity and professionalism is our foundation.



SPAIN CERAMIC TILES

Tel: [305] 521-3418 | Fax: [305] 521-3419 | INFO@SPAINCERAMICTILES.COM | WWW.SPAINCERAMICTILES.COM